



# Capacitors for UV Curing Equipments

YUHCHANG

Capacitor was designed with multiple sections specifically to the demand of capacity regulating for UV curing equipments. Their performances can endurance the transient, switching, and varied currents. Use excellent film as dielectric, and impregnate biodegradable and no toxicity insulation oils. High quality, capacitance stable and low temperature rise are the best selection for UV curing equipments.

## Performances:

Standards: IEC 60871, CNS 1372 & 3739

Ambient temperature: -25 +45

Tolerance of capacitance: -5% +10%

Dissipation factor: < 0.1%

Insulation resistance(Terminals to Case): > 1000 M

Max. permissible voltage: 110% of rated voltage

Max. permissible current: 130% of rated current

Test voltage between terminals: Rated voltage x 2 VAC for 1 minute

Test voltage between terminals and case: Rated voltage x 2+1000 VAC for 1 minute

External discharging resistors: Residual voltage drops to lower than 50V within 5 minutes after capacitor is disconnected from power.

Optional parts: Insulation tubes for each terminals

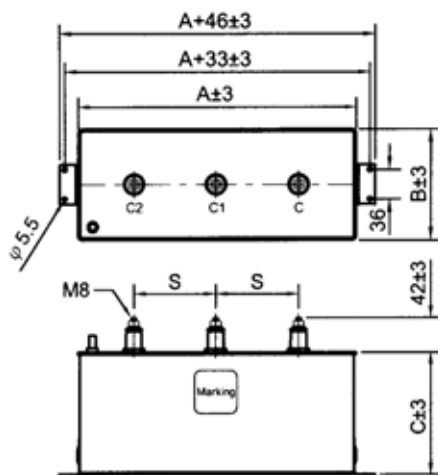


Fig. 1

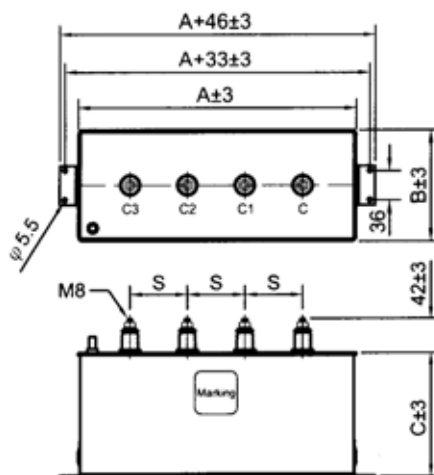


Fig. 2

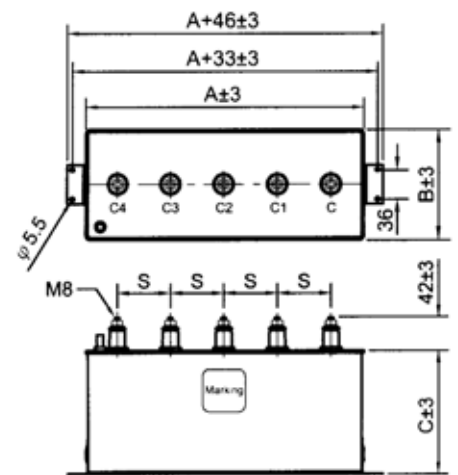


Fig. 3

ISO 9001 Company



## 裕昌機電工廠股份有限公司

### YUHCHANG ELECTRIC CO., LTD.

總公司: 台灣·台中市清水區中正街59號

台北連絡處: 台北市復興南路1段321號二樓

高雄連絡處: 高雄市復興一路5之1號

Address: 59, CHUNG-CHENG STREET, CHING-SHUI DISTRICT, TAICHUNG CITY 43653, TAIWAN

Tel: +886-4-26224188

http://www.capacitor.com.tw

TEL:04-26224188

TEL: 02-27021616

TEL: 07-2417766

Fax: +886-4-26224646

E-mail: yce919@ms1.hinet.net

FAX:04-26224646

FAX:02-27066162

FAX:07-2915282

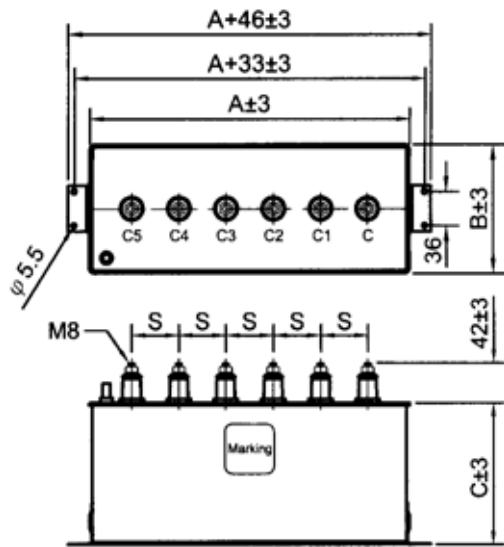


Fig. 4

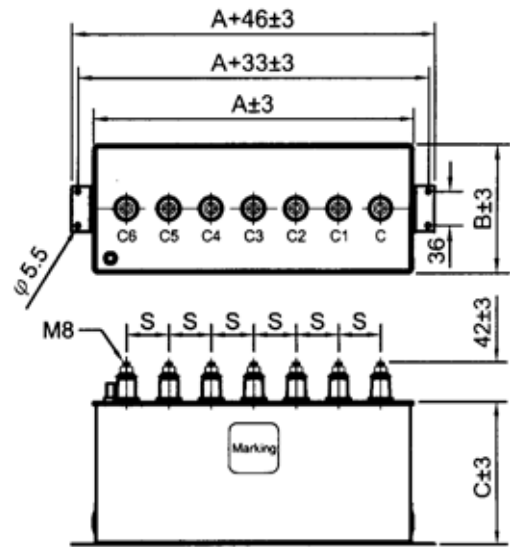


Fig. 5

Rated Voltage (VAC)	Capacitance (uF)						Dimension (mm)				Figures
	C1	C2	C3	C4	C5	C6	A	B	C	S	
700	5.4	5.4					120	65	200	35	1
700	54	10.8					340	135	150	100	1
700	9	9	9				230	95	140	50	2
700	29	6	2				230	95	180	50	2
700	43.2	10.8	5.4	5.4			340	135	150	65	3
700	27	5.4	9	9	9	5.4	340	135	150	45	5
1000	20	8					230	95	140	50	1
1000	50	50					340	135	200	100	1
1000	18.5	4.5	5				230	95	140	50	2
1000	19.3	9.6	9.6				230	95	180	50	2
1000	15	4	3	2			230	95	140	40	3
1000	28.8	5.5	4.2	7.7			230	95	220	40	3
1000	12	6	3	3	2		230	95	140	35	4
1000	21.5	10	8	7.5	5.5		340	135	130	50	4
1000	17.5	4.5	6.5	3	1.5		230	95	170	35	4
1400	8.5	1.7					115	95	160	35	1
1400	17	6					230	95	170	50	1
1400	8	1.5	1.5				230	95	130	50	2
1400	20	5	2				230	95	190	50	2
1400	8	1.5	1	0.5			230	95	130	40	3
1400	24	5.5	5.5	7			230	95	250	40	3
1400	10.5	4	4	4	4.5		230	95	190	35	4
1500	17.5	7.5					230	95	200	50	1
1500	9	1.5	1.5				230	95	130	50	2
1500	20	7	10				230	95	270	50	2
1500	27	16	16	9			340	135	200	65	3
1500	16	5	9	8	5		340	135	150	50	4
1500	20	4	5	5	5	4	340	135	150	45	5
1800	6	2					230	95	110	50	1
1800	26	5.2					340	135	150	100	1
1800	6	2	1				230	95	130	50	2
1800	17.5	3.5	4.2				340	135	180	70	2

Rated Voltage (VAC)	Capacitance (uF)						Dimension (mm)				Figures
	C1	C2	C3	C4	C5	C6	A	B	C	S	
1800	17.5	3.5	4.2				230	95	250	50	2
1800	17	5.5	6	5.5			340	135	160	65	3
1800	10	2	2	2	2		230	95	200	35	4
1800	12.5	5	6.5	5.5	4.5		340	135	160	50	4
1800	12.5	4.5	5	3	4.5	4	340	135	160	45	5
2000	14	6					230	95	260	50	1
2000	8	8	3.5				230	95	260	50	2
2000	14.5	2	6.5	1			340	135	150	65	3
2000	12	6	3	2	2		340	135	150	50	4
2000	10	1.5	3	4.5	2	3	340	135	150	45	5
2200	17	2.5					230	95	290	50	1
2200	13	13	2.5				340	135	180	70	2
2200	6	0.5	1.5	1.5			230	95	170	40	3
2500	8	6					230	95	280	50	1
2500	10	3	2.6				230	95	320	50	2
2500	10	5	3	1			340	135	180	65	3
2600	15	7					340	135	200	100	1
2600	17	5	5				340	135	220	70	2
2600	6.5	4.5	5.5	3.5			340	135	180	65	3
2600	11	3	4	3	2		340	135	200	50	4
2800	9	2.5					340	135	140	100	1
2800	8	4	2				340	135	160	70	2
2800	8	1	2	2			340	135	150	65	3
3000	11	7					340	135	200	100	1
3000	11	5.5	5.5				340	135	240	70	2
3000	9	5.5	5	4			340	135	250	65	3
3000	9.5	1.5	4.5	2.5	1.5		340	135	220	50	4
3600	7	3					340	135	170	100	1
3600	8	5	4.5				340	135	260	70	2
3600	8	3.5	3	1			340	135	240	65	3
3600	5	2.5	2.5	2.5	2.5		340	135	240	50	4
3600	3.5	1	1.25	0.75	1.25		340	135	150	50	4
4000	7	3					340	135	220	100	1
4000	5.7	1.4	1.4				340	135	200	70	2
4000	5.7	1.4	1.4	1.7			340	135	220	65	3
4000	5	0.5	2.5	1.5	0.5		340	135	220	50	4
4000	5.5	2.5	2	1	2	1	340	135	280	45	5
4500	5.2	1.4					340	135	180	100	1
4500	6	2.1	2				340	135	260	70	2
4500	7.5	2.3	1	2			340	135	320	65	3
4500	6.3	2.5	2.5	1.2	2.5		340	135	360	50	4
5000	6	2.4	1.8				340	135	320	70	2
5000	5	3	2	1			340	135	340	65	3
5000	4	2	2	1.5	1		340	135	320	50	4

Note: Other specification available on request.